

Fondita Global Megatrends

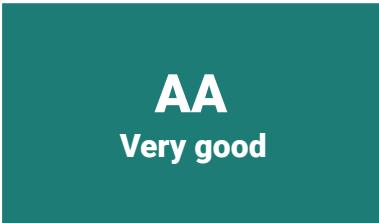
ESG Report

Q1 / 2024

SFDR Classification

Article 8	Light Green
-----------	-------------

MSCI ESG Rating



AAA	Excellent
AA	Very Good
A	Good
BBB	Average
BB	Satisfactory
B	Weak
CCC	Very weak

Current Responsibility scores

Overall Score	AA
Environment	A
Social	BBB
Governance	A
Percent of portfolio covered	99 %

Weighted Carbon intensity (Scope 1&2)

60,4 (t CO₂e/\$M Sales)

% of portfolio with set CO2 reduction initiatives

97,7%

% of portfolio with set equality related policy

80%

The fund excludes the following industries:

Max 5% of the turnover can be derived from the excluded sector.
Controversial weapons, Weapons, Nuclear power, Tobacco, Gambling, Adult entertainment, Coal, Uranium, Fossil fuels, Quick Loans and Recreational Cannabis
Companies which have verified breaches of UN Global Compact, DNSH EU Taxonomy and OECD guidelines for multinational enterprises are excluded.

Environmental Certificates

The investment process has been audited by a 3rd party.
Read more about the Austrian Ecolabel here: <https://www.umweltzeichen.at/en/products/start>



ESG Approach

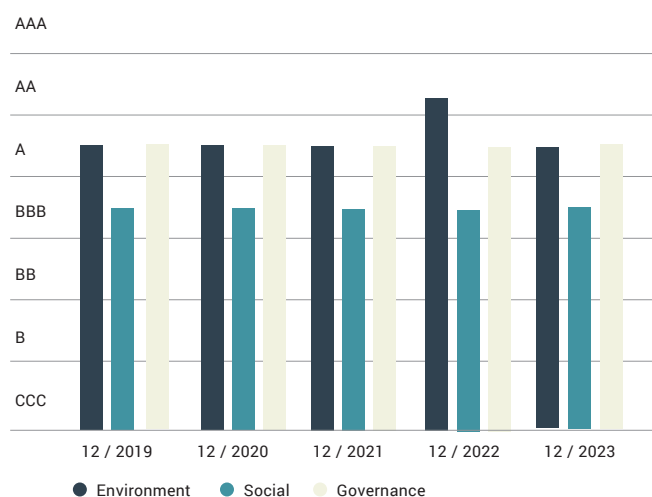
Fondita Global Megatrends is a global fund which invests in companies that are well positioned relative to the three themes of the fund. The themes are Environmental challenges, Ageing Population and Digitalization. In addition to the environmentally focused thematic approach the investment process includes both qualitative and quantitative sustainability factors for all holdings. The fund excludes companies with exposure to sectors we perceive as unsustainable or unethical, as well as companies that have verified global norms breaches. If issues arise regarding ESG we engage through direct dialogue with management. If issues are not properly addressed, we divest the holding.

Portfolio alignment with UN sustainable development goals (SDG)

89,36 % of portfolio covered by data

Operational		Product	
GENDER EQUALITY SDG5	95 %	RESPONSIBLE CONSUMPTION & PRODUCTION SDG12	45 %
CLIMATE ACTION SDG13	85 %	HEALTH AND WELL BEING SDG3	25 %
AFFORDABLE AND CLEAN ENERGY SDG7	83 %	INDUSTRY INNOVATION SDG9	23 %
REDUCING INEQUALITIES SDG10	82 %	NO POVERTY SDG1	23 %

Development of fund's responsibility scores



Rating distribution

Rating	Amount
AAA	31%
AA	37%
A	10%
BBB	21%
BB	0%
B	0%
CCC	0%
No rating	2%

Portfolio top 10 holdings

Rank	Company	Sector	Portfolio Weight	ESG Rating
1	NOVO NORDISK A/S	Health Care	5,90%	AAA
2	MICROSOFT CORPORATION	IT	5,50%	AA
3	XYLEM INC.	Industrials	5,09%	AAA
4	STRYKER CORPORATION	Health Care	4,43%	BBB
5	ASM INTERNATIONAL N.V	IT	3,93%	AA
6	ALPHABET INC.	Communications	3,46%	BBB
7	REPUBLIC SERVICES INC	Industrials	3,30%	AA
8	SIEGRFRIED HOLDING	Health Care	3,29%	AA
9	SYNOPTIS INC	IT	3,04%	AA
10	LONZA GROUP AG	Health Care	3,01%	AAA

Sustainability Impact

Revenue exposure to sustainable impact solutions

94,7 % of portfolio covered by data

BASIC NEEDS

8,7 %

EMPOWERMENT

0 %

CLIMATE CHANGE

12,1 %

NATURAL CAPITAL

10,5 %

TOTAL SUSTAINABLE IMPACT

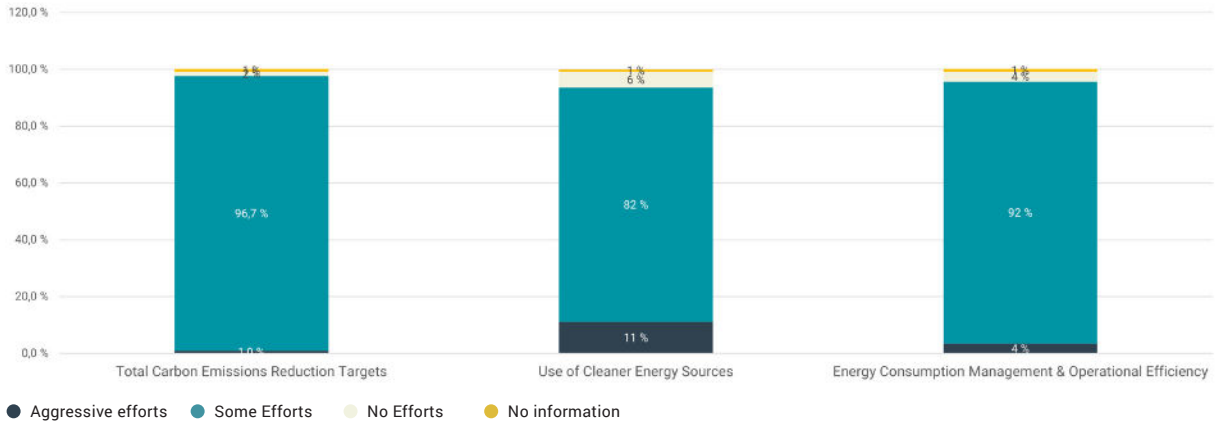
31,3 %

Rank	Company	Portfolio Weight	Theme
1	NOVO NORDISK A/S	5,3%	Disease Treatment
2	VESTAS WIND SYSTEMS A/S	3,0%	Alternative Energy
3	XYLEM INC	2,4%	Alternative Energy
4	DARLING INGREDIENTS	2,2%	Alternative Energy
5	ALFEN NV	2,0%	Energy Efficiency

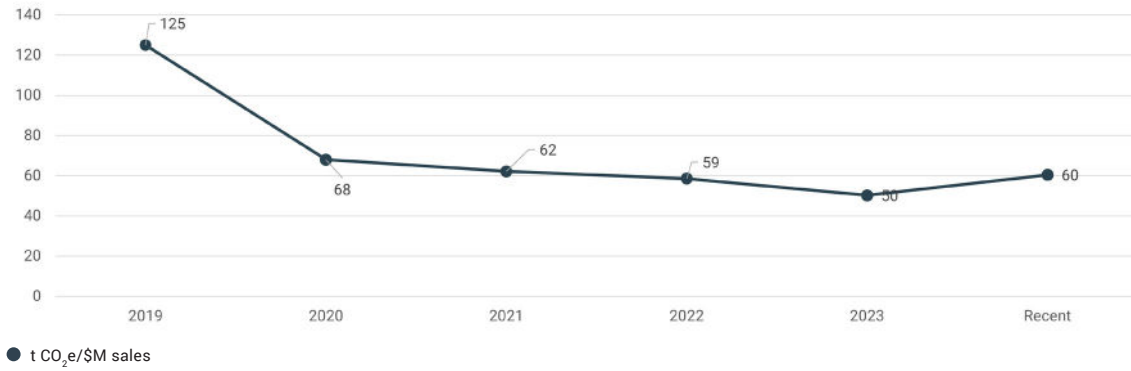
Carbon Metrics

Energy Initiatives of current Holdings

99,40 % of portfolio covered by data



Weighted Carbon Intensity Trend of the Fund



Portfolio Holdings with Highest Weighted Carbon Intensity

Rank	Company	Sector	Country	Portfolio Weight	CO ₂ Intensity	CO ₂ Risk Management
1	REPUBLIC SERVICES INC	Industrials	USA	3,30%	1035	Modest
2	DARLING INGREDIENTS	Consumer	USA	2,19%	300	Modest
3	ORSTED A/S	Utilities	Denmark	1,86%	135	Robust
4	LONZA GROUP	Health Care	Switzerland	3,01%	82	Modest
5	ADVANCED DRAINAGE SYSTEMS	Industrials	USA	2,07%	95	Modest
6	MICROSOFT CORPORATION	IT	USA	5,50%	33	Modest
7	SIEGFRIED HOLDING AG	Health Care	Switzerland	3,29%	49	Modest
8	VERBIO	Energy	Germany	1,40%	80	Modest
9	ZYLEM	Industrials	USA	5,09%	15	Modest
10	ELI LILLY AND COMPANY	Health Care	USA	2,61%	21	Modest

Current Environmental Certificates

The fund has 1 environmental certificate, the Austrian Ecolabel. The fund needs to fulfil certain sustainability related requirements in the investment process, transparency and consequently the holdings, to maintain these certificates. The fund is audited annually based on the requirements of the certificates.

The Austrian Eco-label:

The Austrian Eco-label for Sustainable Investment Funds is awarded to investment products that comply with the criteria provided in the Eco-label Guideline. The Eco-label certifies ethically oriented projects and companies that generate profits through sustainable investments. Sustainability-themed funds (local and international) can apply for the label.

SFDR-Classification

SFDR aims to increase transparency on how financial market participants integrate sustainability into their investment decisions and recommendations. It introduces a classification system with new disclosure requirements for investment products.

Dark Green (Article 9) – The fund has sustainability as their objective.

Light Green (Article 8) – The fund promotes environmental or social characteristics, or a combination.

Grey (Article 6) – Funds which do not integrate any kind of sustainability into the investment process.

MSCI ESG Rating

MSCI assesses thousands of datapoints across 35 ESG Key Issues, focusing on the intersection between a company's core business and the industry issues that can create significant risks and opportunities for the company. Companies are rated on a AAA-CCC scale relative to the standards and performance of their peers. Issue scores and weights combine to overall ESG rating. E, S and G scores are also calculated separately.

Carbon Reduction Targets

This number indicated the percentage of holdings that have a set carbon reduction target as opposed to holdings with no set target. The targets can naturally be very different in terms of aggressiveness. The data is based on MSCI's ESG database complimented by our assessment.

Carbon Metrics

MSCI ESG Research collects carbon emissions data for the companies in the coverage universe. Data is collected once per year from most recent sources, including annual reports, Corporate Social Responsibility reports or websites. In addition, MSCI ESG Research uses the carbon emissions data reported through CDP (formerly the Carbon Disclosure Project) or government databases when reported data is not available through direct corporate disclosure. When companies do not disclose data, MSCI ESG Research uses proprietary methodologies to estimate emissions.

Weighted Carbon Intensity – Carbon Intensity measures the carbon efficiency of a company as total carbon emissions normalized by total sales. At a portfolio level, carbon intensity is the ratio of portfolio carbon emissions normalized by the investor's claims on sales. This method expresses portfolio carbon efficiency and allows investors to know how many emissions per dollar of sales are generated from their investment. Weighted Carbon Intensity is the sum product of the constituent weights and intensities.

The Carbon Intensity data is based on Scope 1&2 emissions.

Scope 1 – All Direct Emissions from the activities of an organisation or under their control. Including fuel combustion on site such as gas boilers, fleet vehicles and air-conditioning leaks.

Scope 2 – Indirect Emissions from electricity purchased and used by the organisation. Emissions are created during the production of the energy and eventually used by the organisation.

Sustainable Impact Solutions – Revenue exposure to Sustainable Impact Solutions reflects the extent to which company revenue is exposed to products and services that help solve the world's major social and environmental challenges. It is calculated as a weighted average, using portfolio or index weights and each issuer's percent of revenue generated from Sustainable Impact Solutions.

Product related and operational SDG alignment of the fund

The MSCI SDG Alignment framework provides 17 SDG Net Alignment scores and 17 SDG Net Alignment assessments (including Strongly Aligned, Aligned, Neutral, Misaligned and Strongly Misaligned) for each of the 17 global goals. In addition, the model offers assessments and scores for two dimensions, product alignment and operation alignment, for each company and for each of the 17 goals.

Signatory of:

